

---

## **GPXT200-D/A Diesel screed pump**

---

### **1. Description:**

GPXT200-D/A Diesel screed pump with air pressure-screed machine is designed to deliver smooth, reliable power to continuously convey construction materials. The 4-cylinder engine options have been developed with an electronic display where all necessary parameters can be monitored and an easy-to-maintain component layout. It continues to offer you easy and useful advantages in your screed projects.

The new model diesel mortar machine can convey material horizontally and vertically, and the built-in air compressor generates high pressure and airflow to ensure smooth material transport within the working range. With the use of an efficient mortar machine, you can complete leveling applications more easily, faster, and in less time than traditional applications.

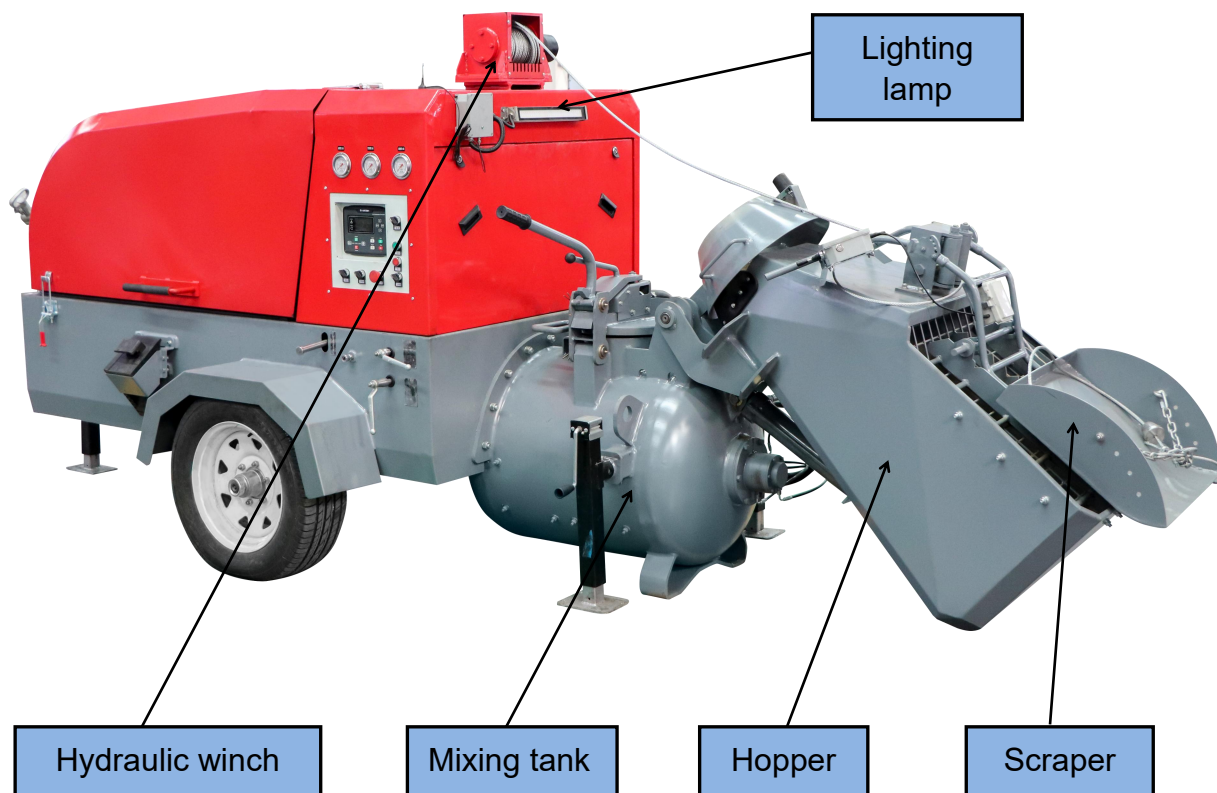
### **2. Features:**

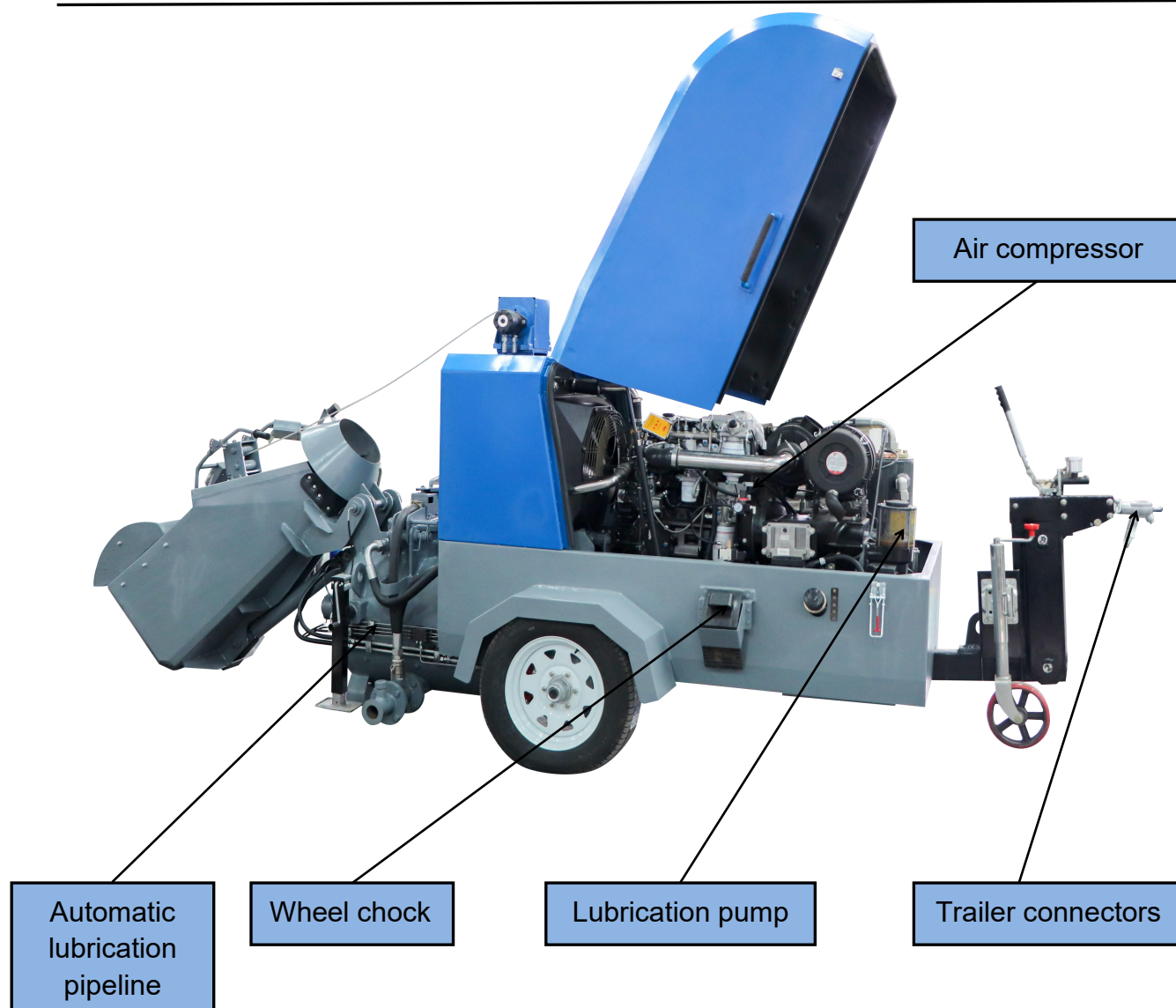
- ◆ 60KW diesel engine;
- ◆ Air compressor and mixer integrated;
- ◆ Adjustable trailer connectors;
- ◆ Replaceable wear-resistant lining plate;
- ◆ Hydraulic-driven feeding device for easy loading;
- ◆ 4 wear-resistant mixing blades;
- ◆ Visual operation parameter display screen.



Operating  
handle

Display  
screen

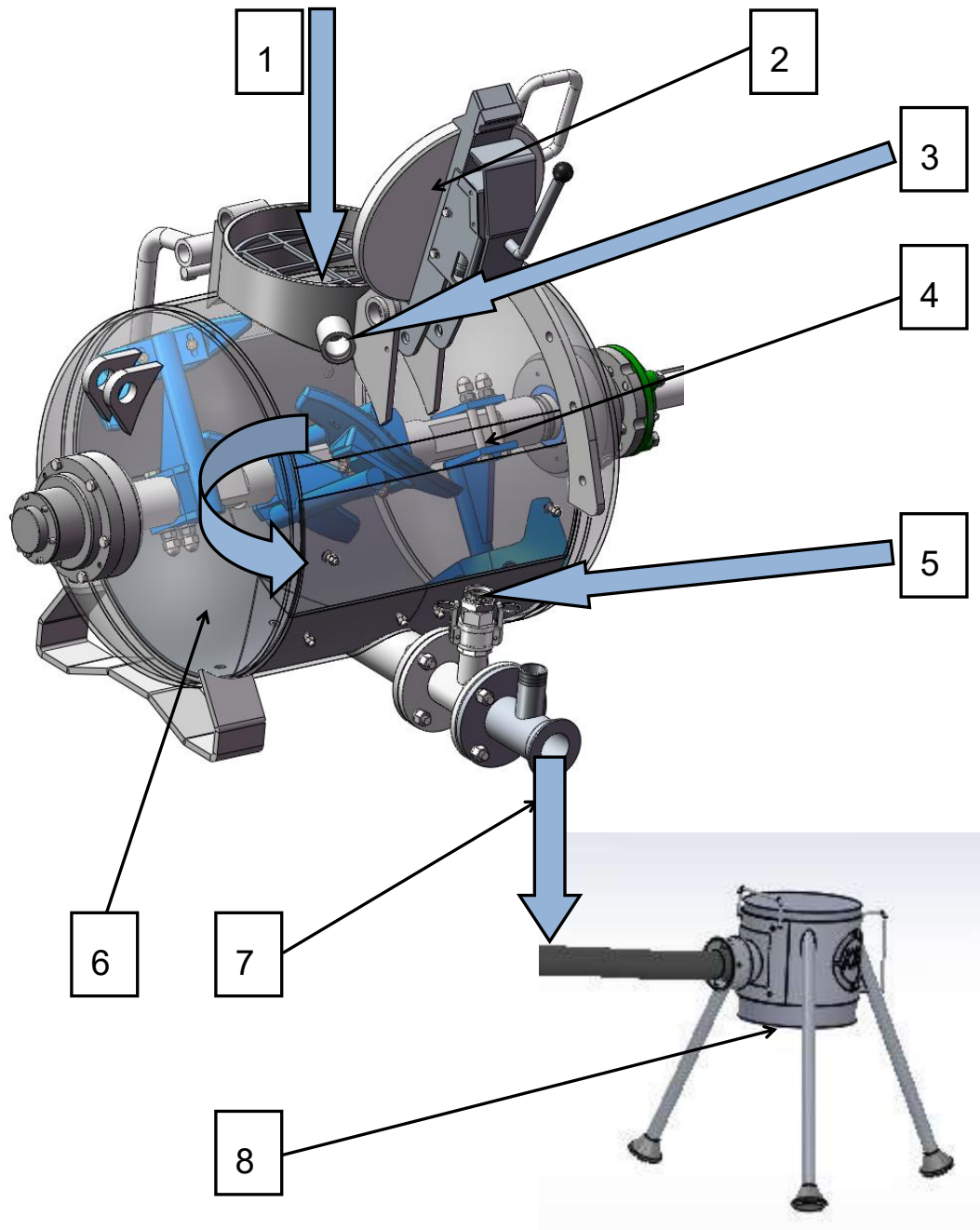




### 3. Technology Sheet:

Model	GPXT200-D/A
Diesel Engine	60KW
Vessel Capacity	Gross 260L / Net 200L
Output Capacity	5m <sup>3</sup> /h
Transfer Range	Horizontal 220m, Vertical 50 Floors
Operating Pressure	4-8 bar
Max. Pressure	10bar
Compressor Flow Rate	6m <sup>3</sup> /min
Lubrication System	Central Automatic
Aggregate Size	16mm
Chassis Tow Connection	Ball Coupling
Fuel Tank	50L
Dimension L×W×H	5320×1700×2000mm
Weight	2415kg

#### 4. Operating Principle:



- ① Add material 1 to mixing tank 6.
- ② Put on the sealing cover 2 and press it down firmly.
- ③ The materials are fully stirred in the mixing tank 6.
- ④ The air compressor starts to generate compressed air with sufficient pressure, which enters the mixing tank 6 and the upper pipeline 3. When the pressure inside the tank reaches a certain level, the material begins to be transported.
- ⑤ The material is discharged from discharge port 7, passes through the conveying hose, reaches the discharge point, and is discharged at discharge port 8.
- ⑥ If you want to transport long-distance or high-rise materials, you need to open the lower intake pipe 5.





## 5. Application:





## 6. Machine Pictures Gallery:







## Gaode Equipment Co., Ltd.

Add: No.1307, R&D Building #5, Block B, National University Science and Technology Park of Henan Province, No.11 Changchun Road, High-Tech District, Zhengzhou City, China

Web: [www.gaodetec.com](http://www.gaodetec.com)

Email: [info@gaodetec.com](mailto:info@gaodetec.com)